

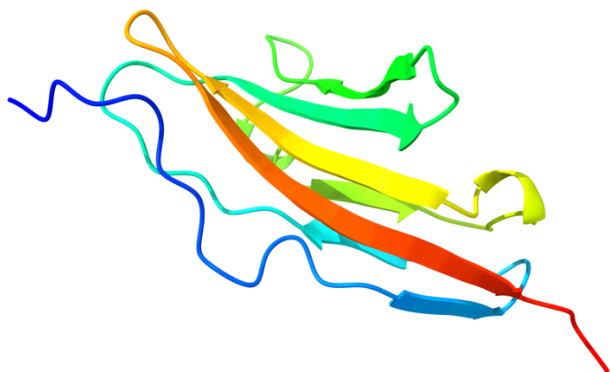
## Supplementary Information

As pdb file is not supported in supplementary, FASTA sequence and pdb cartoon graph is displayed instead.

### Sequence from de novo generation

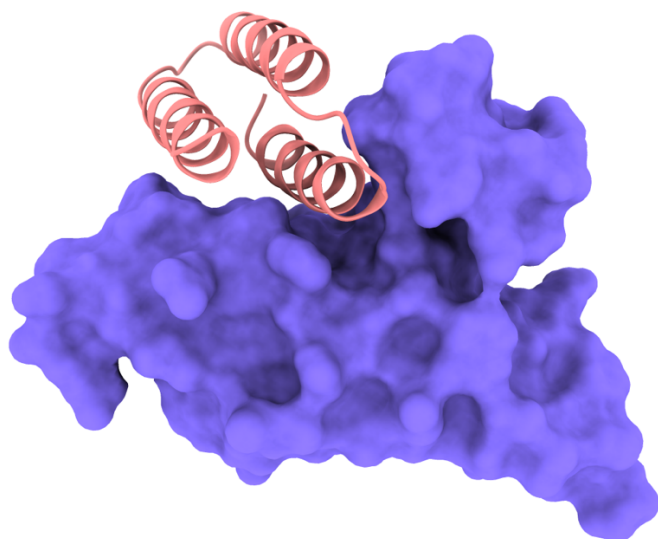
#### Chain A of Fibroblast growth factor receptor 2

```
RSPHRPILQAGLPANASTVVGDDVEFVCKVYSDAQPHIQWIKHVEKNGSKYGPDGLPYLKVLKAAGVNTTDKKEIEVLYIRN  
VTFEDAGEYTCLAGNSIGISFHSAWLTVLPAP
```



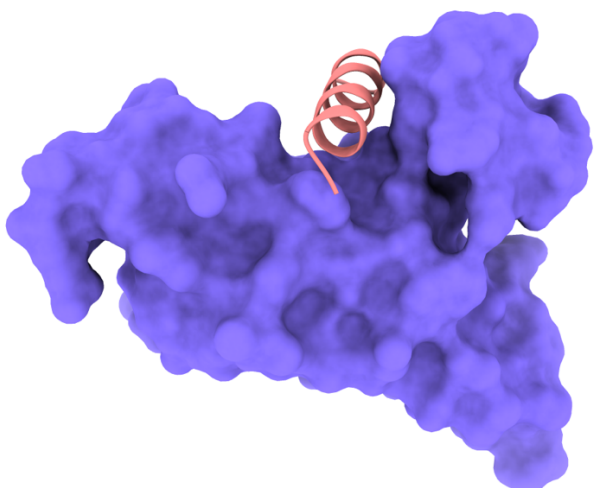
#### Complex of referenced best binder and RGFR2

\*Data will be available after the source is published



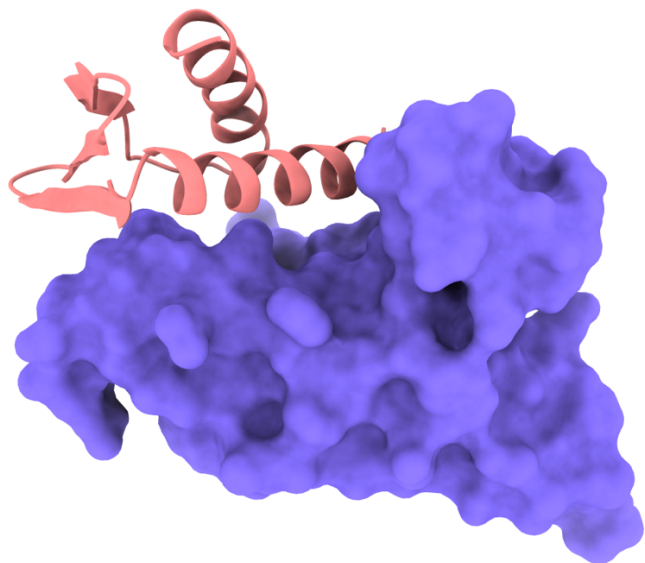
#### Motif

```
EYKRIKDMLQRLRQLN
```

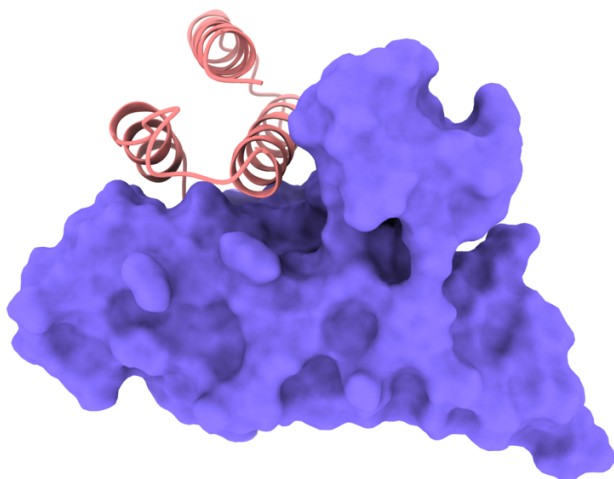


**Original Binder**

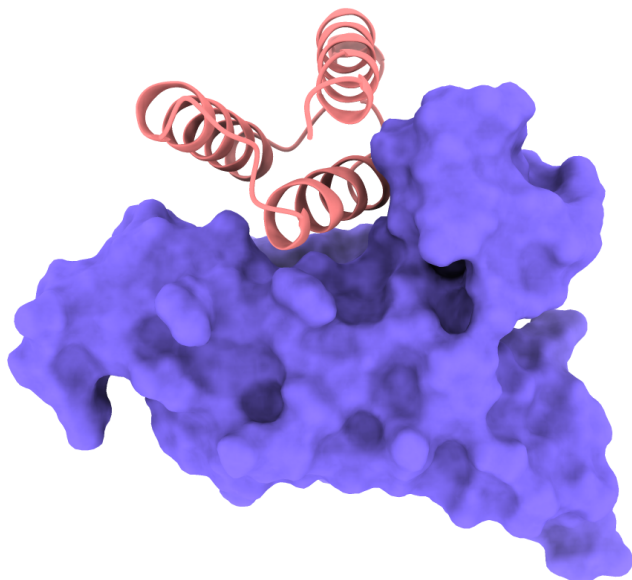
KCELFTYIWEQIRHGMKWQWDIIHCDQTFVTLKKGLNQETFPYDQEYKRIKDMLQRLRQLN

**Optimized Binder**

LRMQIEELVTTLQPSKNSRLVIRMIESLLEMEKLIHRGIHDPHEHKRIKDMLQRLRQLN

**De novo generated binder without motif search with updated gradient network**

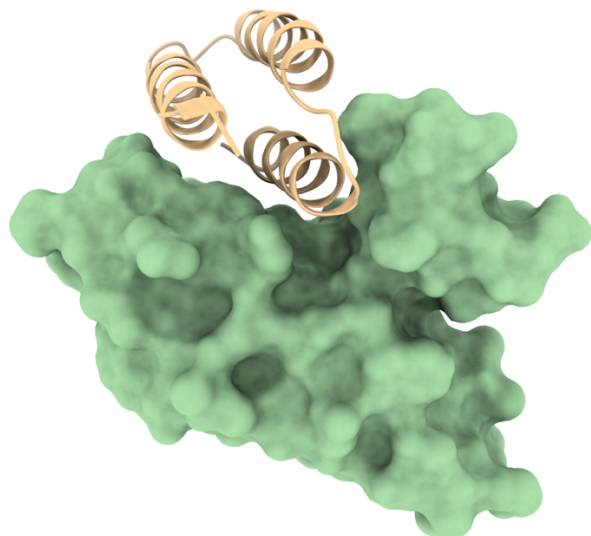
FKQKSMNMMLRMFNIIRD LGKRPPHLLFWMEKIVSMNPPKKQNKGEYKRIKDMLQRLRQLN



## Comparison test with data from Cao

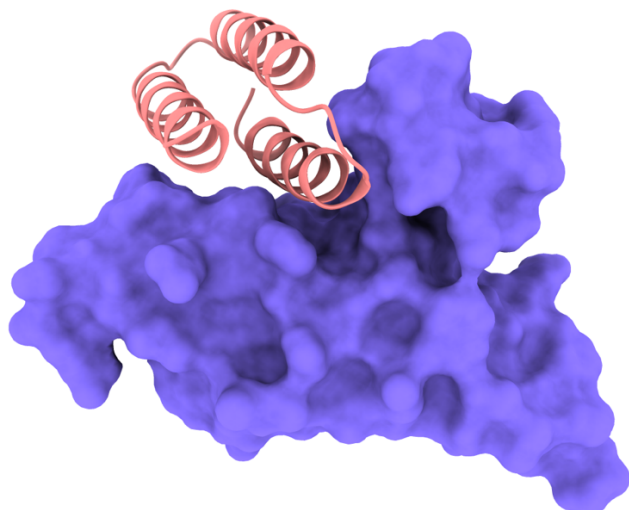
### Raw binder

\*Data will be available after the source is published



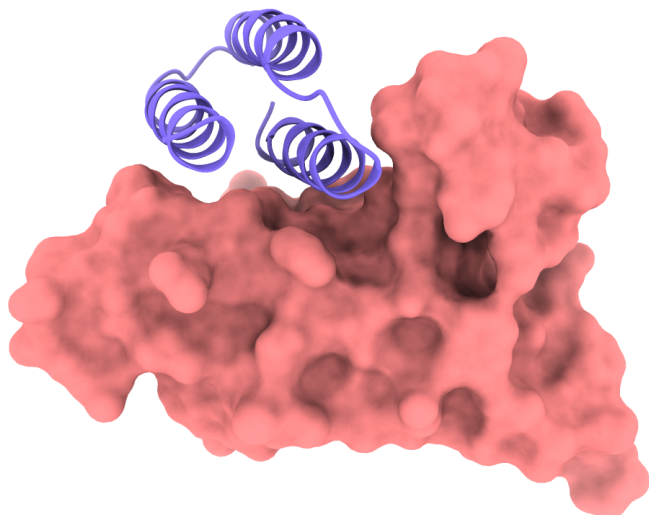
### Optimized binder from site saturation mutagenesis

\*Data will be available after the source is published



### Optimized binder from Peplib Generator

DPRKELDKVYQTAFKRITSIPDKEKRKEVVKEATEKLRRIAKDEEEKKLARLISLFLKSLT



## Supplementary repository

Supplementary repository accompanies at this GitHub repository: [https://github.com/Peldom/Peplib\\_Generator](https://github.com/Peldom/Peplib_Generator)